



Bellissimo Foods - Market Update

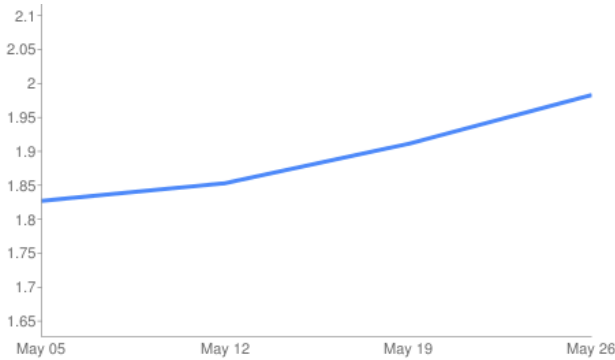
Week of May 27, 2016 Summary

“Market Data from Foodservice.com (www.foodservice.com)”



BEEF - Beef production last week declined 2.7% but was 3.4% better than the same week last year. Recent large cattle slaughter has cleaned up the excessive supplies in feedlots. However, fairly solid year over year beef output expansion is anticipated this summer and fall. The May 1st cattle on feed inventory was 1.3% bigger than last year while cattle placements into feedlots during April were up 7.4% from 2015. Buyers have started to pull back on purchases due to the recent rise in prices. Spot beef shipments last week were the smallest for any non-holiday week in at least 15 years. This, and an ample supply of alternative proteins, could influence several of the beef markets lower in the near term. Price USDA, FOB per pound.

Ground Beef

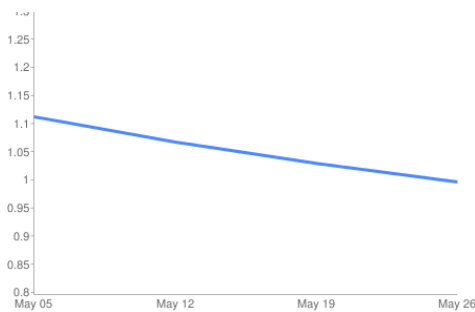


BEEF	Price	LstWk	Diff	Price 15
Ground Beef 81/19	\$1.983	\$1.911	\$0.0720	\$2.449
Ground Chuck	\$2.053	\$2.091	(\$0.0380)	\$2.640
116 Chuck (select)	\$2.436	\$2.725	(\$0.2890)	\$2.916
168 Inside Round (ch.)	\$2.241	\$2.237	\$0.0040	\$2.835
184 Top Butt, bnls (ch.)	\$4.549	\$4.596	(\$0.0470)	\$4.387
193 Flank Steak (choice)	\$5.742	\$6.008	(\$0.2660)	\$6.656
50% Trimmings	\$0.535	\$0.538	(\$0.0030)	\$0.974
75% Trimmings	\$1.403	\$1.364	\$0.0390	\$2.031
90% Trimmings	\$2.178	\$2.169	\$0.0090	\$2.977



PORK - Pork output last week declined 1.9% and was .5% less than the same week a year ago. Pork production is expected to trend above 2015 levels in the coming months which could cause many pork markets to seasonally peak prematurely. April 30th pork stocks were 9% less than last year with picnic (29%), ham (4%), loin (3%), butt (24%), and trim (37%) holdings all below 2015 while rib (21%) and belly (3%) inventories were larger. Pork belly use during April was down 4.5% from the prior year but the second biggest for April on record. Prices USDA, FOB per pound.

Belly (bacon)

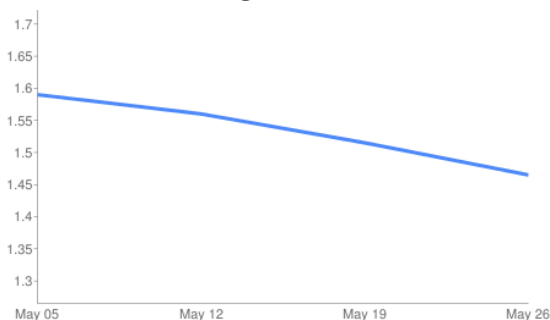


PORK	Price	LstWk	Diff	Price 15
Live Hogs	\$0.554	\$0.551	\$0.0230	\$0.571
Belly (bacon)	\$0.996	\$1.029	(\$0.0330)	\$0.842
Ham (23-27 lb.)	\$0.641	\$0.668	(\$0.0270)	\$0.695
Loin (bone-in)	\$0.943	\$0.919	\$0.0240	\$1.017
Tenderloin (1.25 lb.)	\$2.696	\$2.567	\$0.1290	\$2.324
Picnic, untrmd.	\$0.552	\$0.578	(\$0.0260)	\$0.601
42% Trimmings	\$0.426	\$0.471	(\$0.0450)	\$0.356
72% Trimmings	\$0.628	\$0.675	(\$0.0470)	\$0.649



POULTRY - Chicken output for the week ending May 14th rose 2.8% from the prior week and was 5.1% larger than the same week last year. Feed costs for producers have recently risen to a five month high which is pinching margins. This could contribute to slowed chicken production growth versus 2015 for the next few months. However, the USDA sees fall chicken output tracking near 4% above the previous year. The chicken breast markets typically peak during late May before moving lower throughout the rest of the year. The five year average move in the ARA Boneless Skinless Chicken Breast Index during the next 10 weeks is a decline of 8.5%. The May 1st table egg laying flock was 2% bigger than 2015 but egg prices may be bottoming. Prices USDA, FOB per pound except when noted

Wings Whole



POULTRY	Price	LstWk	Diff	Price 15
Wings (whole)	\$1.465	\$1.515	(\$0.0500)	\$1.785
Wings (jumbo, cut)	\$1.552	\$1.632	(\$0.0800)	\$1.736
Breast, Bone In	\$0.940	\$0.935	\$0.0050	\$1.255
Breast, Bnless Skinless	\$1.475	\$1.495	(\$0.0200)	\$1.950
Tenderloin (random)	\$2.000	\$2.050	(\$0.0500)	\$1.900
Tenderloin (sized)	\$2.200	\$2.250	(\$0.0500)	\$2.300
Legs (whole)	\$0.406	\$0.397	\$0.0090	\$0.394
Leg Quarters	\$0.345	\$0.345	-	\$0.475



Bellissimo Foods - Market Update

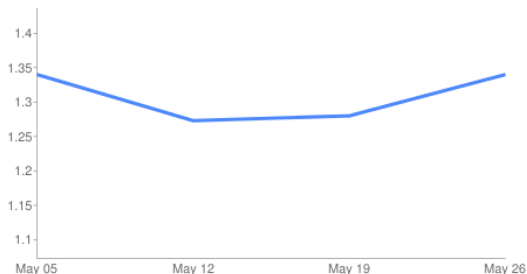
Week of May 27, 2016 Summary

“Market Data from Foodservice.com (www.foodservice.com)”



DAIRY - Despite subpar margins for producers, milk output continues to trend above year ago levels. During April, U.S. milk production was 1.2% more than 2015 due to a .2% larger milk cow herd and a 1% gain in milk per cow yields. Milk farmers added a net 4,000 head to the heard during the month making it the biggest since the summer of 2008. The cheese markets have modestly firmed as of late but remain well below last spring's levels. History suggests that modestly higher cheese prices could be forthcoming. The greater risk in butter prices from here remains to the downside. Prices per pound, except Class I Cream (hundred weight), from USDA.

Cheese Blocks



DAIRY	Price	Last Week	Difference
Barrels	\$1.4030	\$1.3555	\$0.0475
40 lb. blocks	\$1.3520	\$1.3010	\$0.0510
Butter	\$2.0760	\$2.0515	\$0.0245
NFDM-Grade A	\$0.7855	\$0.0810	\$0.7045



OIL & GRAINS - Wheat futures prices haven't moved very far from where we reported in our last communication two weeks ago, with Kansas City trading higher and Minneapolis lower. Basis premiums are lower, but have shown some strength in the last few market sessions as what little wheat

that is for sale commands a good price. This year's spring wheat crop is reported 78% emerged in the major growing areas and 76% rated good to excellent. Planting was close to wrapping up. The winter wheat harvest in Texas has run into rainy conditions that could hurt quality and quantity of the crop, but with ending stocks so high this is not likely to support prices for long. We don't anticipate a major move in wheat prices in the short term.

GRAINS + OILS	Price	LstWk	Diff	Price 15
Soybeans, bushel	\$10.306	\$10.461	(\$0.1550)	\$9.36
Crude Soybean Oil, lb.	\$0.295	\$0.314	(\$0.0190)	\$0.32
Corn, bushel	\$3.800	\$3.799	\$0.0010	\$3.48
Crude Corn Oil, lb.	\$0.408	\$0.390	\$0.0180	\$0.40
Distillers Grain, Dry	\$146.771	\$141.292	\$5.4790	\$170.67
HRW Wheat, bushel	\$4.240	\$4.350	(\$0.1100)	\$5.29
DNS Wheat 14%, bushel	\$5.290	\$5.460	(\$0.1700)	\$5.73
Durum Wheat, bushel	\$5.636	\$5.636	-	\$7.92



KITCHEN SINK - Processed tomato prices have fallen to their least expensive level this spring in over seven years. The chief tomato for processing harvest will get underway in roughly six weeks. Engaging processed tomato prices may persist.

Engaging processed tomato prices may persist.

Kitchen	Price	LstWk	Diff	Price 15
Whole Peeled, Stand (6/10)	\$11.881	\$11.881	-	\$12.73
Tomato Paste- Industrial (lb.)	\$0.440	\$0.440	-	\$0.47
Coffee, lb., ICE	\$1.218	\$1.197	\$0.0210	\$1.25
Sugar, lb., ICE	\$0.271	\$0.278	(\$0.0070)	\$0.25

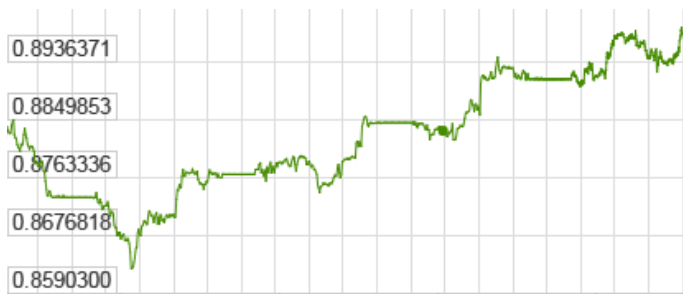


EURO vs. US Dollar

Current: \$0.8977

Lowest Last 30 Days: \$0.8626

Highest Last 30 Days: \$0.8977



Energy Commodities

ENERGY	Price	LstWk	Diff	Price 15
Crude Oil, barrel- ny-mex	\$49.020	\$48.280	\$0.7400	\$58.35
Natural Gas, mbtu- ny-mex	\$2.168	\$2.154	\$0.0140	\$2.90
Diesel Fuel, gal- nymex	\$1.508	\$1.462	\$0.0460	\$1.90
Electricity, mwht- ny-mex	\$33.050	\$33.400	(\$0.3500)	\$46.40
Gasoline, gal- nymex	\$1.645	\$1.636	\$0.0090	\$1.98
Diesel Fuel, gal- eia	\$2.357	\$2.297	\$0.0600	\$2.91
Ethanol, gal- usda	\$1.538	\$1.453	\$0.0850	\$1.60