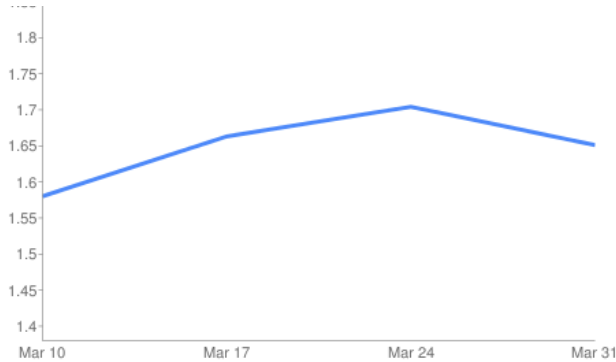




BEEF - Beef production last week rose .8% and was 3.3% larger than the same week last year. Solid beef output expansion is expected to persist for the better part of this year which should generally weigh on beef prices. Consumers have pushed back on the late winter rise in beef prices. The four week moving average for spot beef shipments have fallen to a two month low. Further, forward beef sales were light last week. This factor and positive beef packer margins may weigh on the beef markets in the near term. However, grilling season demand could lift several beef markets thereafter. End of February boneless beef stocks were .3% less than last year but the second biggest on record.

Ground Beef 81/19

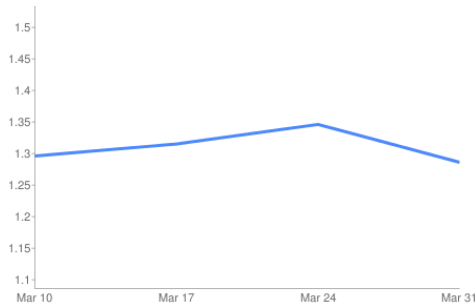


BEEF	Price	LstWk	Diff	Price 15
Ground Beef 81/19	\$1.651	\$1.704	(\$0.0530)	\$2.376
Ground Chuck	\$1.910	\$2.046	(\$0.1360)	\$2.601
116 Chuck (select)	\$2.573	\$2.629	(\$0.0560)	\$3.109
168 Inside Round (ch.)	\$2.248	\$2.415	(\$0.1670)	\$2.672
184 Top Butt, bnls (ch.)	\$4.209	\$4.248	(\$0.0390)	\$4.330
193 Flank Steak (choice)	\$6.321	\$6.403	(\$0.0820)	\$5.831
50% Trimmings	\$0.919	\$1.004	(\$0.0850)	\$1.052
75% Trimmings	\$1.401	\$1.374	\$0.0270	\$2.229
90% Trimmings	\$2.187	\$2.186	\$0.0010	\$2.959



PORK - Pork output last week declined .4% and was 5% less than the same week a year ago. Hog slaughter for the week was the smallest for any non-holiday week in eight months. Seasonal declines in pork production should be supportive of the pork markets in the coming months. The March 1st total U.S. hog and pig herd was 4% percent larger than last year. However, the breeding herd was slightly smaller than 2015. This suggests that any year over year expansion in pork output may only be modest for the better part of this year.

Belly (bacon)

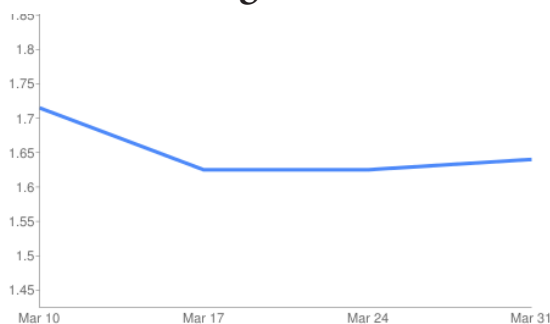


PORK	Price	LstWk	Diff	Price 15
Live Hogs	\$0.454	\$0.452	\$0.0020	\$0.406
Belly (bacon)	\$1.286	\$1.346	(\$0.0600)	\$0.640
Ham (23-27 lb.)	\$0.537	\$0.507	\$0.0300	\$0.401
Loin (bone-in)	\$0.778	\$0.769	\$0.0090	\$0.835
Tenderloin (1.25 lb.)	\$2.145	\$2.144	\$0.0010	\$2.110
Picnic, untrmd.	\$0.410	\$0.431	(\$0.0210)	\$0.389
42% Trimmings	\$0.257	\$0.252	\$0.0050	\$0.175
72% Trimmings	\$0.571	\$0.547	\$0.0240	\$0.336




POULTRY - Chicken output for the week ending March 19th declined .4% from the previous week and was just .6% more than the same week last year. 2016 to date chicken slaughter is tracking 1.6% above the prior year. After adjusted for the leap year, the February broiler type chick hatch was 1.6% bigger than 2015. This and modest weight gains signals year over year chicken production expansion near 3% during the spring. The chicken breast markets are on the rise and further increases should be forthcoming. Still, solid chicken output expansion could temper any further chicken breast price increases. The table egg flock continues to recover. The March 1st table egg layer flock rose to its highest level since April but was 3% smaller than last year. Prices USDA, FOB per pound except when noted.

Wings Whole

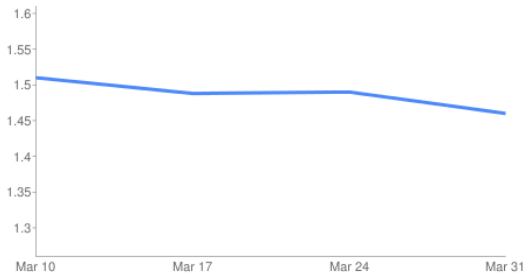


POULTRY	Price	LstWk	Diff	Price 15
Wings (whole)	\$1.640	\$1.625	\$0.0150	\$1.795
Wings (jumbo, cut)	\$1.757	\$1.743	\$0.0140	\$1.819
Breast, Bone In	\$0.920	\$0.900	\$0.0200	\$1.195
Breast, Bnless Skinless	\$1.410	\$1.415	(\$0.0050)	\$1.940
Tenderloin (random)	\$1.800	\$1.750	\$0.0500	\$1.900
Tenderloin (sized)	\$2.000	\$1.950	\$0.0500	\$2.300
Legs (whole)	\$0.421	\$0.382	\$0.0390	\$0.435
Leg Quarters	\$0.315	\$0.320	(\$0.0050)	\$0.485



DAIRY - The cheese markets have continued to trend below 2015 levels. Milk production is starting to seasonally build. So much so that various farmers in the Midwest are having to discount milk to sell it to cheese plants. This should fuel strong cheese output in the near term which could weigh on the cheese markets. End of February domestic cheese holdings were 10.8% more than last year and the biggest for the date since 1984. The butter market has been relatively range-bound as of late but additional weakness could occur soon. February butter stocks were 31.6% more than 2015. Prices per pound, except Class I Cream (hundred weight), from USDA.

Cheese Blocks



DAIRY	Price	Last Week	Difference
Barrels	\$1.4490	\$1.4656	(\$0.0166)
40 lb. blocks	\$1.4680	\$1.4900	(\$0.0220)
Butter	\$1.9485	\$1.9375	\$0.0110
NFDM-Grade A	\$0.7200	\$0.7355	(\$0.0155)



OIL & GRAINS - Wheat futures prices traded lower ahead of today's USDA Plantings and Stocks reports. Spring wheat basis has been firm to higher, but hard red winter wheat basis premium prices moved lower again this week. Some rain has fallen in the southern winter wheat growing areas and

there is more rain forecast where it could be beneficial for the developing crop. Today's reports are expected to confirm fewer acres planted to wheat but stocks are plentiful.

GRAINS + OILS	Price	LstWk	Diff	Price 15
Soybeans, bushel	\$9.034	\$9.005	\$0.0290	\$9.76
Crude Soybean Oil, lb.	\$0.324	\$0.323	\$0.0010	\$0.30
Corn, bushel	\$3.600	\$3.573	\$0.0270	\$3.67
Crude Corn Oil, lb.	\$0.415	\$0.415	-	\$0.39
Distillers Grain, Dry	\$126.438	\$127.730	(\$1.2920)	\$184.96
HRW Wheat, bushel	\$4.535	\$4.485	\$0.0500	\$5.64
DNS Wheat 14%, bushel	\$5.370	\$5.290	\$0.0800	\$6.01
Durum Wheat, bushel	\$5.525	\$5.525	-	\$8.23



KITCHEN SINK - California tomato processors are expected to contract 13.2 million tons of tomatoes in 2016 according to the USDA which is a three year low. The canned tomato markets

may continue to track below 2015 levels this spring. Price bases noted below.

Kitchen	Price	LstWk	Diff	Price 15
Whole Peeled, Stand (6/10)	\$12.081	\$12.081	-	\$12.88
Tomato Paste- Industrial (lb.)	\$0.447	\$0.447	-	\$0.48
Coffee, lb., ICE	\$1.275	\$1.347	(\$0.0720)	\$1.39
Sugar, lb., ICE	\$0.275	\$0.265	\$0.0100	\$0.24

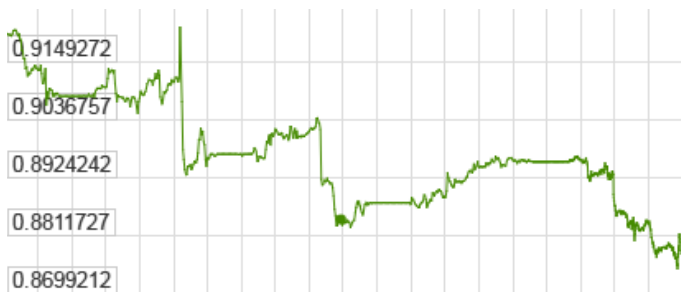


EURO vs. US Dollar

Current: \$0.8778

Lowest Last 30 Days: \$0.8756

Highest Last 30 Days: \$0.9215



Energy Commodities

ENERGY	Price	LstWk	Diff	Price 15
Crude Oil, barrel- nymex	\$39.060	\$41.130	(\$2.0700)	\$47.31
Natural Gas, mbtu- nymex	\$1.982	\$1.958	\$0.0240	\$2.67
Diesel Fuel, gal- nymex	\$1.194	\$1.251	(\$0.0570)	\$1.71
Electricity, mwht- nymex	\$31.750	\$31.000	\$0.0750	\$37.60
Gasoline, gal- nymex	\$1.487	\$1.528	(\$0.0410)	\$1.77
Diesel Fuel, gal- eia	\$2.121	\$2.119	\$0.0020	\$2.82
Ethanol, gal- usda	\$1.293	\$1.316	(\$0.0230)	\$1.42